

Modular CWDM (4 Channel Mux & DeMux Pair)

Brotechs introduces the mux family of products, which are designed for cost effective multiwavelength network applications. Channel spacing of 20 nm with wide bandpass characteristics allow for non-temperature controlled lasers to be used in transmitters. Based on Brotechs's proven thin film technology, Mux CWDMs allow for four and eight wavelengths to be used for uni-or bi-directional transmission. Like all Brotechs DWDM products, these devices are designed for long life service under the most demanding field conditions.

Applications

- Sensor System
- 10 GB Ethernet
- CATV Systems
- Metro Optical Networks
- Metro Access Networks

Features

- 20 nm Channel Separation
- High Isolation
- Low Insertion Loss
- Epoxy-Free Optical Path

Specifications

Parameters	4 Channel		
	Minimum	Typical	Maximum
Center Wavelength λ_c	x=0 for 1471, 1511, 1551, 1591 nm \pm 20nm x=1 for 1471, 1491, 1511, 1531 nm \pm 20nm x=2 for 1491, 1531, 1571, 1611 nm \pm 20nm x=3 for 1511, 1531, 1551, 1571 nm \pm 20nm x=5 for 1551, 1571, 1591, 1611 nm \pm 20nm		
Pass Channel Insertion Loss*			2.3dB
Insertion Loss Non – Uniformity*			1.0dB
Insertion Loss – Express Channel*			2.0dB
Passband Width	12nm		
Adjacent Channel Isolation	30dB		
Return Loss	45dB		
Directivity	50dB		
PDL			0.2dB
PMD			0.2ps
Maximum Optical Power	300mW		
Operating Temperature	-5°C to +65°C		
Storage Temperature	-40°C to +85°C		

Notes:* Specification includes connector loss.






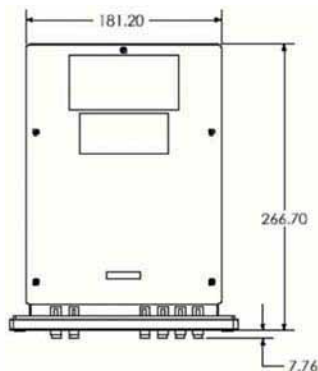
Dimensions

Half Width Rack Mount (Standard 19 inch Rack Mount accommodates two Half-Width Rack Mounts)

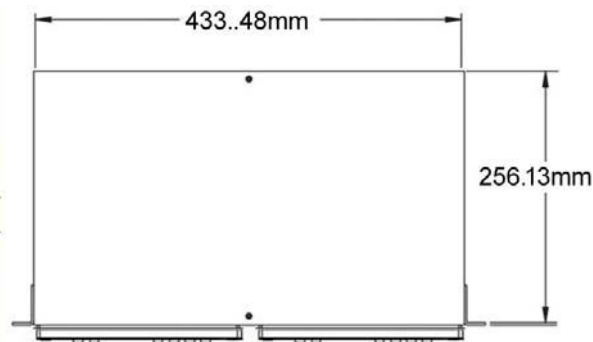
Fiber Type: Corning SMF-28e or compatible, 900µm



Drawings



Mechanical drawing of half width rack mount



Mechanical drawing of 19 inch rack mount

Ordering Information

4130-40122SX000

S: SC/UPC connector

X:=0, 1, 2, 3, 5 (See specification for wavelength options)

Notes: 19 inch rack chassis is sold separately.

